

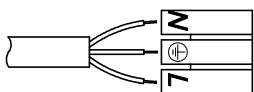
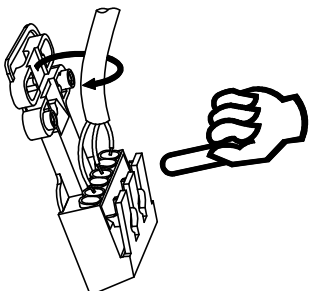
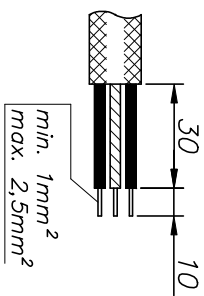

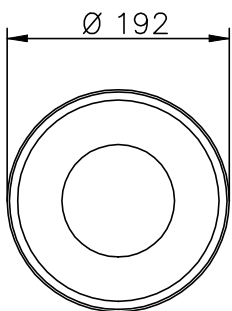
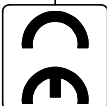
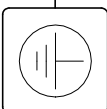
# DLN 185 ECO LED

## Instrukcja montażu

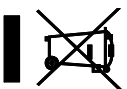
Installation Instructions  
Instructions de montage  
Montageanleitung  
ИНСТРУКЦИЯ МОНТАЖА

IP20

230 V  
50 Hz



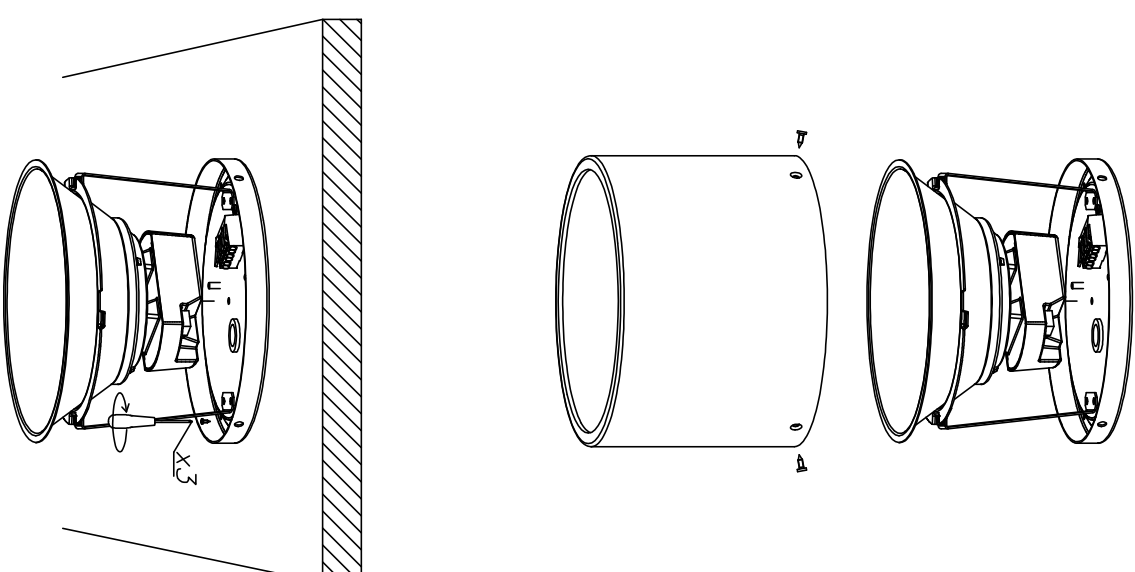
- PL – Wyłączyć zasilanie przed wymianą lampy.
- UK – Disconnect the unit before changing the lamp.
- F – Débrancher l'appareil avant de changer la lampe.
- D – Von den Auswchscheln der Lampe die Leuchte von der Netzspannung trennen.



IMPERIAL sp. z o.o. s. k. o.  
ul. Kobiłzewska 85, 78-200 Białogard  
tel. +48 94 312 78 20, tel./fax. +48 94 312 78 69  
email: office@imperial.pl  
NIP 672-000-62-93

**imperial®**

1



IMPERIAL sp. z o.o. s. k. o.  
ul. Kobiłzewska 85, 78-200 Białogard  
tel. +48 94 312 78 20, tel./fax. +48 94 312 78 69  
email: office@imperial.pl  
NIP 672-000-62-93

**imperial®**