

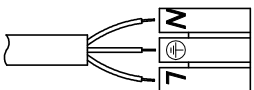
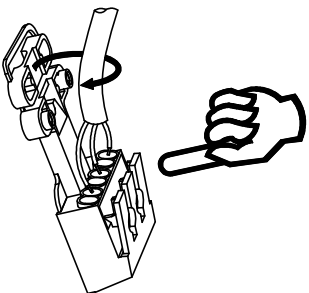
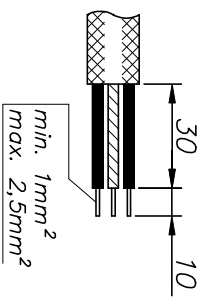
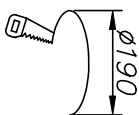
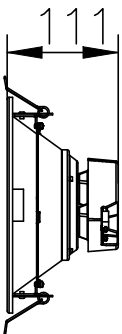
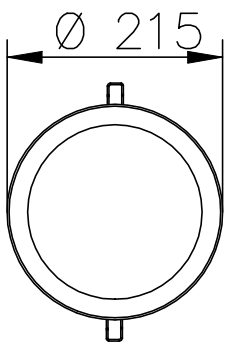
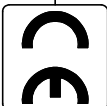
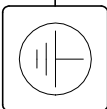
ECO LED HV 215

Instrukcja montażu

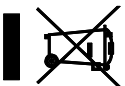
Installation instructions
Instructions de montage
Montageanleitung

IP20

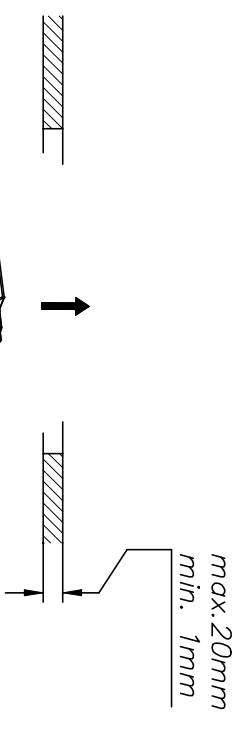
230 V
50 Hz



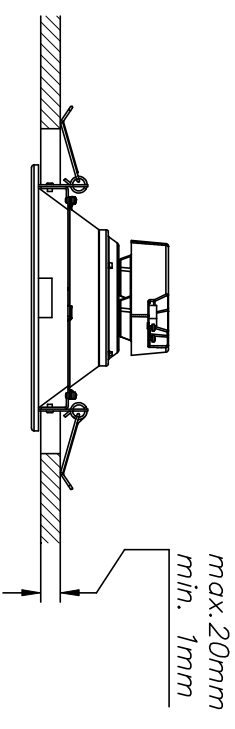
- PL – Wyłączyć zasilanie przed wymianą lampy;
- UK – Disconnect the unit before changing the lamp;
- F – Débrancher l'appareil avant de changer la lampe;
- D – Von den Auswechsellampen die Leuchte von der Netzspannung trennen.



1



2



IMPERIAL S.K.A.

ul. Kobiłzewska 8E, 78-200 Białogard
tel. +48 94 312 78 20, tel./fax. +48 94 312 78 69
email: office@imperial.pl
NIP: 672-000-62-93

IMPERIAL S.K.A.

ul. Kobiłzewska 8E, 78-200 Białogard
tel. +48 94 312 78 20, tel./fax. +48 94 312 78 69
email: office@imperial.pl
NIP: 672-000-62-93