

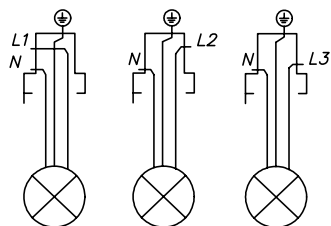
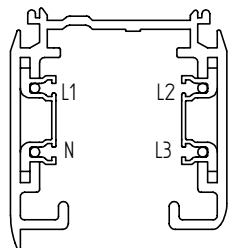
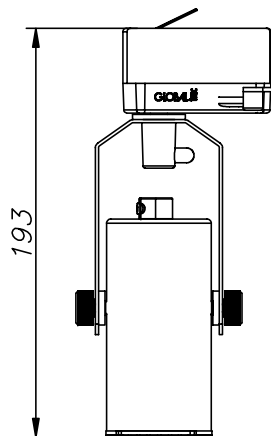
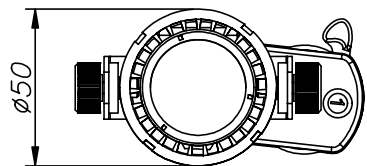
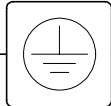
# ECO LED SPOT 1

## Instrukcja montażu

Installation instructions  
Instructions de montage  
Montageanleitung

IP20

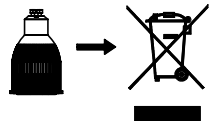
230 V  
50 Hz



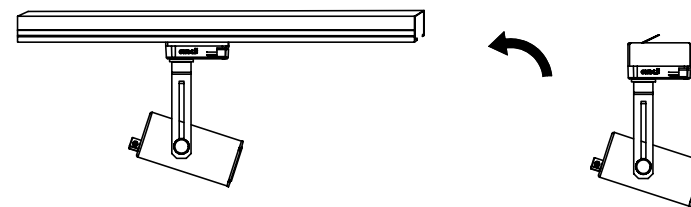
XTSA66IXTSA 68  
230V, 10A, 2,3 KW  
GA69  
230V, 6A



PL - Wyłączyć zasilanie przed wymianą świetłówki.  
UK - Disconnect the unit before changing the lamp.  
F - Debrancher l'appareil avant de changer la lampe.  
D - Von den Auswecheln der lampe die Leuchte von der Netzspannung trennen.



①



②

