

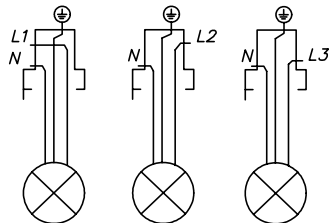
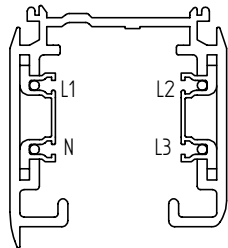
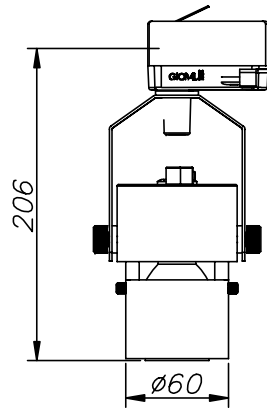
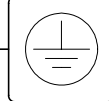
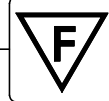
ECO LED SPOT 2

Instrukcja montażu

Installation instructions
Instructions de montage
Montageanleitung

IP20

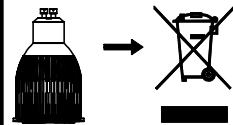
230 V
50 Hz



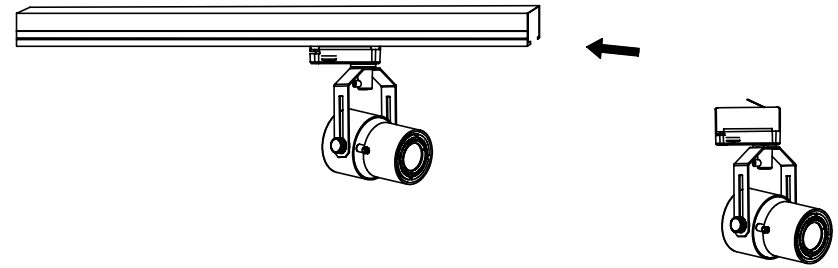
XTSA66|XTSA 68
230V, 10A, 2,3 KW
GA69
230V, 6A



PL - Wyłączyć zasilanie przed wymianą lampy.
UK - Disconnect the unit before changing the lamp.
F - Debrancher l'appareil avant de changer la lampe.
D - Von den Auswechseln der lampe die Leuchte von der Netzspannung trennen.



1



2

