

# LED DISC 2

## Instrukcja montażu

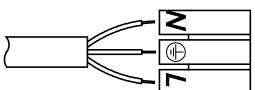
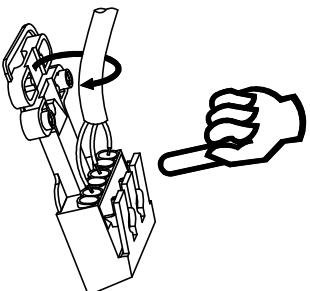
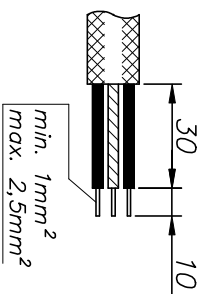
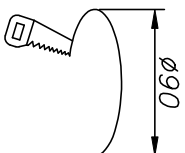
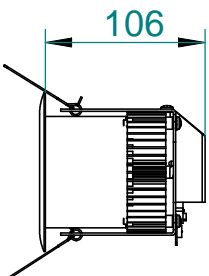
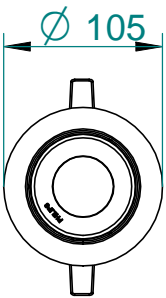
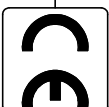
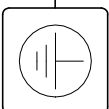
Installation instructions

Instructions de montage

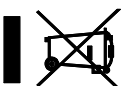
Montageanleitung

IP20

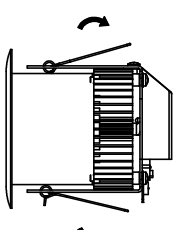
230 V  
50 Hz



- PL – Wyłączyć zasilanie przed wymianą lampy;
- UK – Disconnect the unit before changing the lamp;
- F – Débrancher l'appareil avant de changer la lampe;
- D – Von den Auswechsellin der Lampe die Leuchte von der Netzspannung trennen.



1



2

