

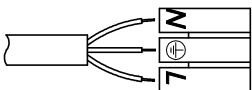
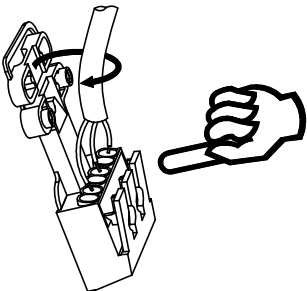
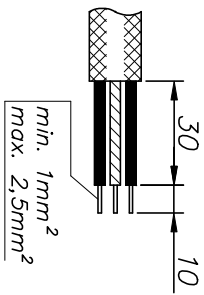
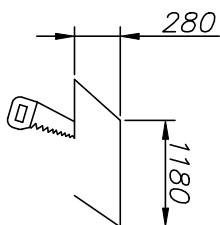
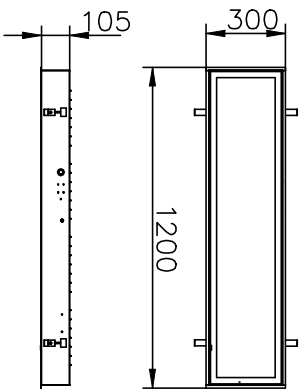
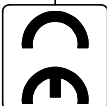
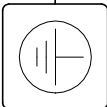
# LWN 1200 LED IP44

## Instrukcja montażu

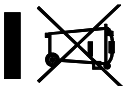
Installation Instructions  
Instructions de montage  
Montageanleitung  
ИНСТРУКЦИЯ МОНТАЖА

IP44

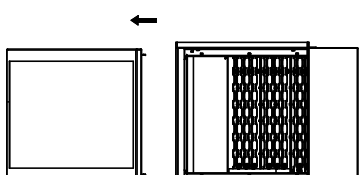
230 V  
50 Hz



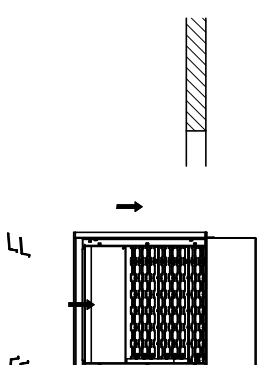
- PL – Wyłączyć zasilanie przed wymianą lampy;
- UK – Disconnect the unit before changing the lamp;
- F – Débrancher l'appareil avant de changer la lampe;
- D – Von den Auswechsellin der Lampe die Leuchte von der Netzspannung trennen.



1



2



3

