

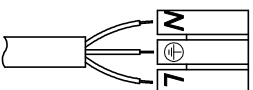
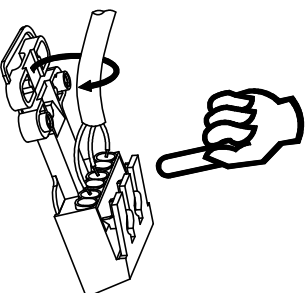
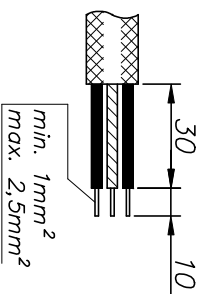


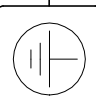
# LWN 600 OP LED

## Instrukcja montażu

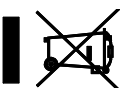
Installation instructions  
Instructions de montage  
Montageanleitung

IP44

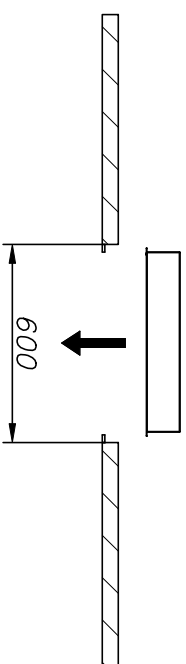
230 V  
50 Hz



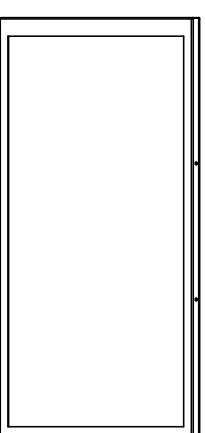
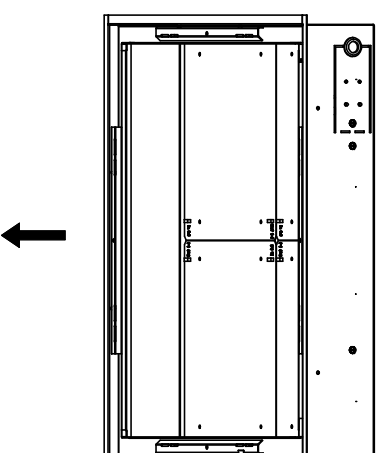
- PL – Wyłączyć zasilanie przed wymianą lampy.
- UK – Disconnect the unit before changing the lamp.
- F – Débrancher l'appareil avant de changer la lampe.
- D – Von den Auswcheln der lampe die Leuchte von der Netzspannung trennen.



1



2



IMPERIAL Donat Król, Darłusz Król S.K.A.

ul. Kobiłzewska 8E, 78-200 Biłogard  
tel. +48 94 312 78 20, tel./fax. +48 94 312 78 69  
email: office@imperial.pl  
NIP 672-000-62-93

**imperial®**

IMPERIAL Donat Król, Darłusz Król S.K.A.

ul. Kobiłzewska 8E, 78-200 Biłogard  
tel. +48 94 312 78 20, tel./fax. +48 94 312 78 69  
email: office@imperial.pl  
NIP 672-000-62-93

**imperial®**