

METRO LED SPOT

Instrukcja montażu

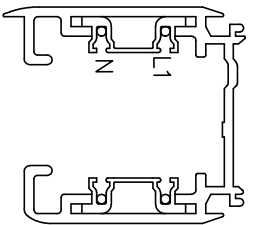
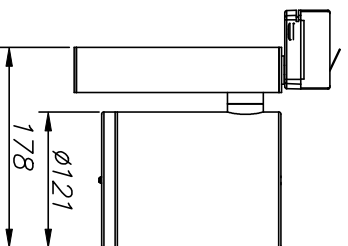
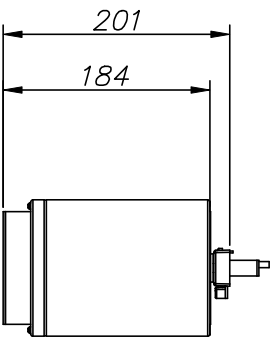
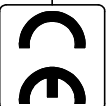
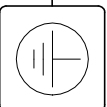
Installation instructions

Instructions de montage

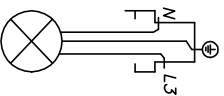
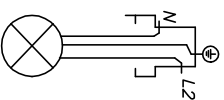
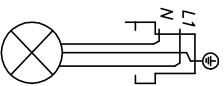
Montageanleitung

IP20

230 V
50 Hz



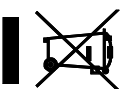
L2
L3



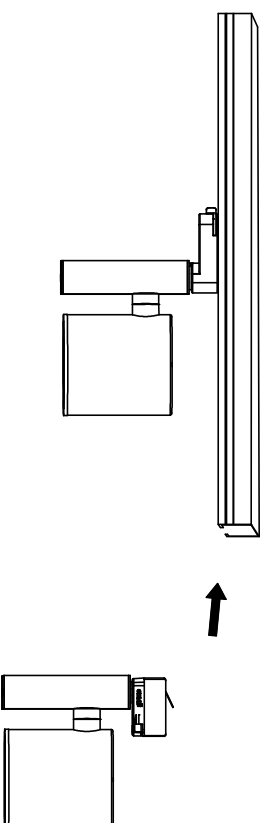
XTSA66)XTSA 68
230V, 10A, 2,3 kW
GA69
230V, 6A



- PL – Wyłączyć zasilanie przed wymianą lampy;
- UK – Disconnect the unit before changing the lamp;
- F – Débrancher l'appareil avant de changer la lampe;
- D – Von den Auswechsellampen die Leuchte von der Netzspannung trennen.



1



2

