

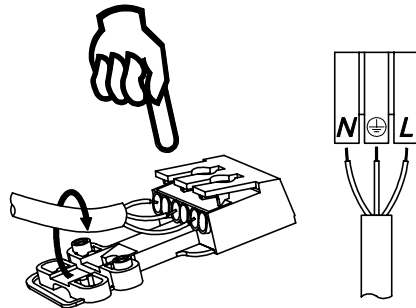
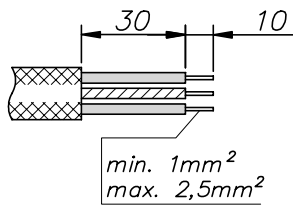
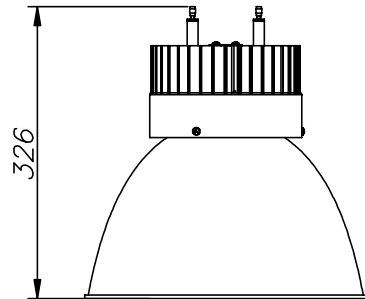
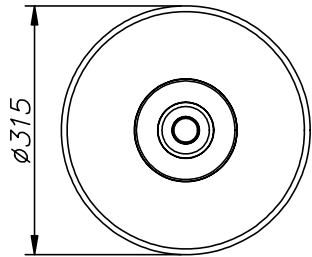
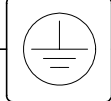
MGA LED PND 310

Instrukcja montażu

Installation instructions
Instructions de montage
Montageanleitung

IP20

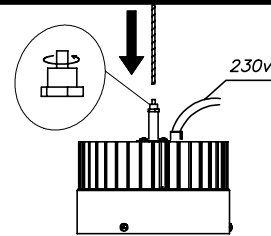
230 V
50 Hz



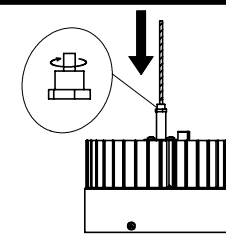
PL - Wyłączyć zasilanie przed wymianą lampy.
UK - Disconnect the unit before changing the lamp.
F - Debrancher l'appareil avant de changer la lampe.
D - Von den Auswechselln der lampe die Leuchte von der Netzspannung trennen.



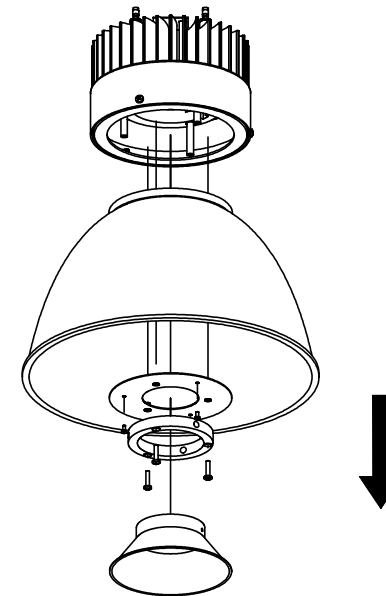
①



②



③



PL - Wyłączyć zasilanie przed wymianą lampy.
UK - Disconnect the unit before changing the lamp.
F - Debrancher l'appareil avant de changer la lampe.
D - Von den Auswechselln der lampe die Leuchte von der Netzspannung trennen.

