

MGA LED PND 415

Instrukcja montażu

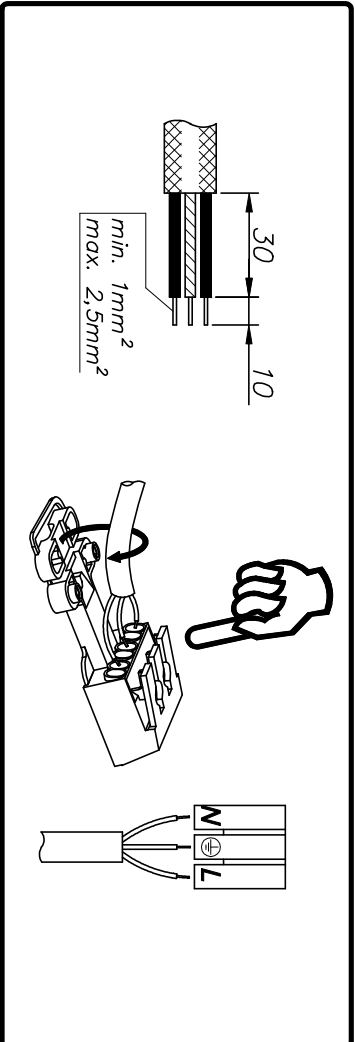
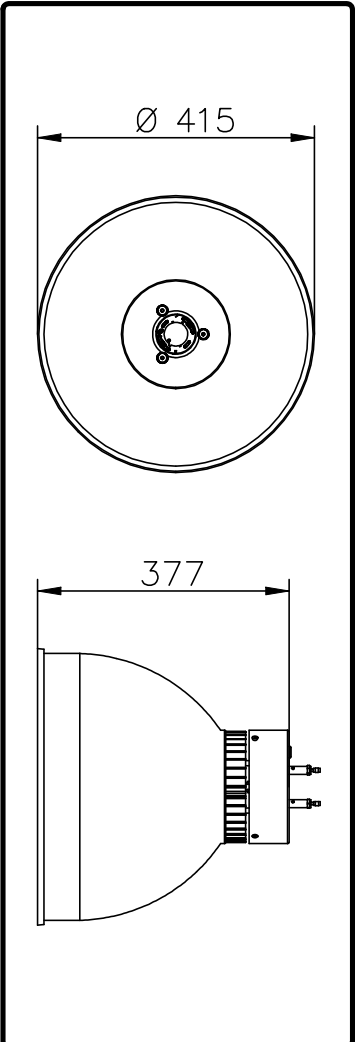
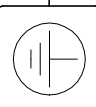
Installation instructions

Instructions de montage

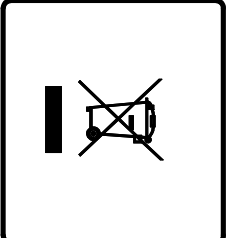
Montageanleitung

IP20

230 V
50 Hz



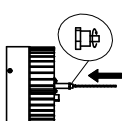
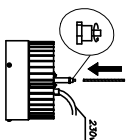
- PL – Wyłączyć zasilanie przed wymianą lampy.
- UK – Disconnect the unit before changing the lamp.
- F – Débrancher l'appareil avant de changer la lampe.
- D – Von den Auswechsellin der Lampe die Leuchte von der Netzspannung trennen.



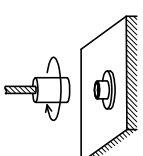
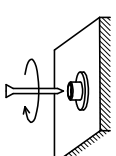
P.U.H. "IMPERIAL" ZPCH Sp. J. Donat Król, Darłusz Król
ul. Kobylnicka 85, 78-200 Białogard
tel. +48 94 312 78 20, tel./fax. +48 94 312 78 69
email: office@imperial.pl
NIP 672-000-62-93

imperial[®]

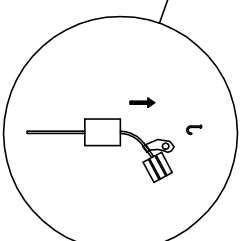
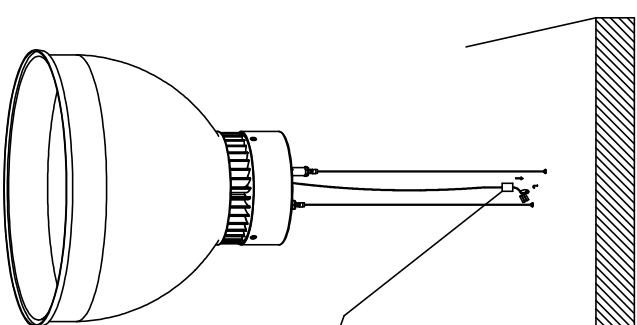
1




2



3



- PL – Wyłączyć zasilanie przed wymianą lampy.
- UK – Disconnect the unit before changing the lamp.
- F – Débrancher l'appareil avant de changer la lampe.
- D – Von den Auswechsellin der Lampe die Leuchte von der Netzspannung trennen.



P.U.H. "IMPERIAL" ZPCH Sp. J. Donat Król, Darłusz Król
ul. Kobylnicka 85, 78-200 Białogard
tel. +48 94 312 78 20, tel./fax. +48 94 312 78 69
email: office@imperial.pl
NIP 672-000-62-93

imperial[®]