

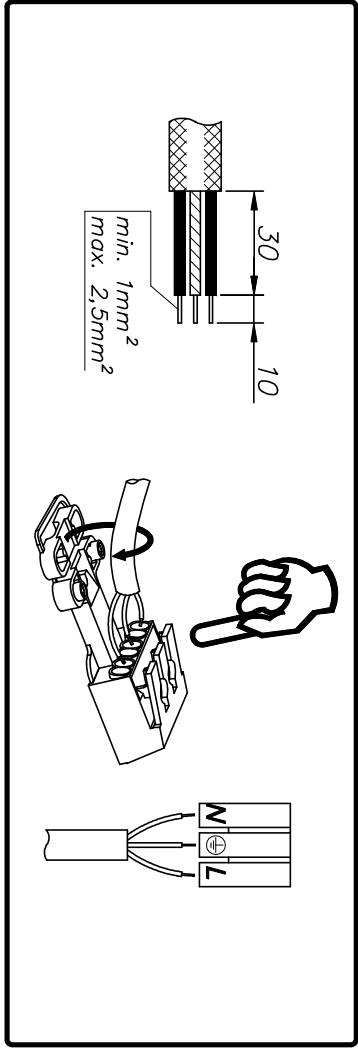
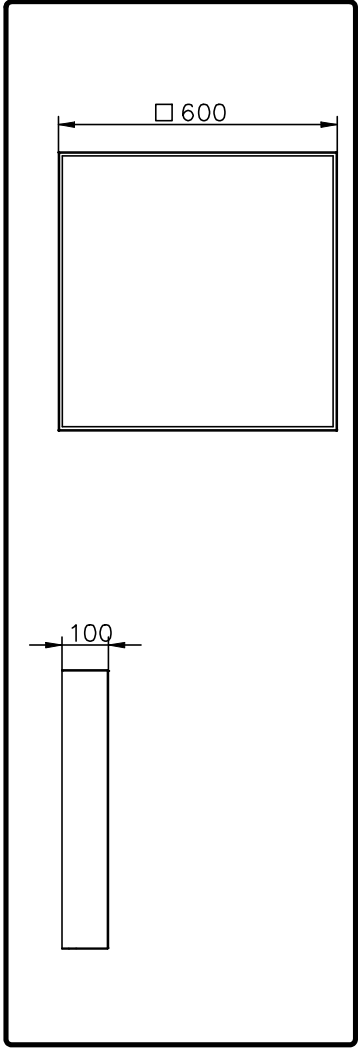
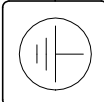
OLN 600 OP LED

Instrukcja montażu

Installation Instructions
Instructions de montage
Montageanleitung

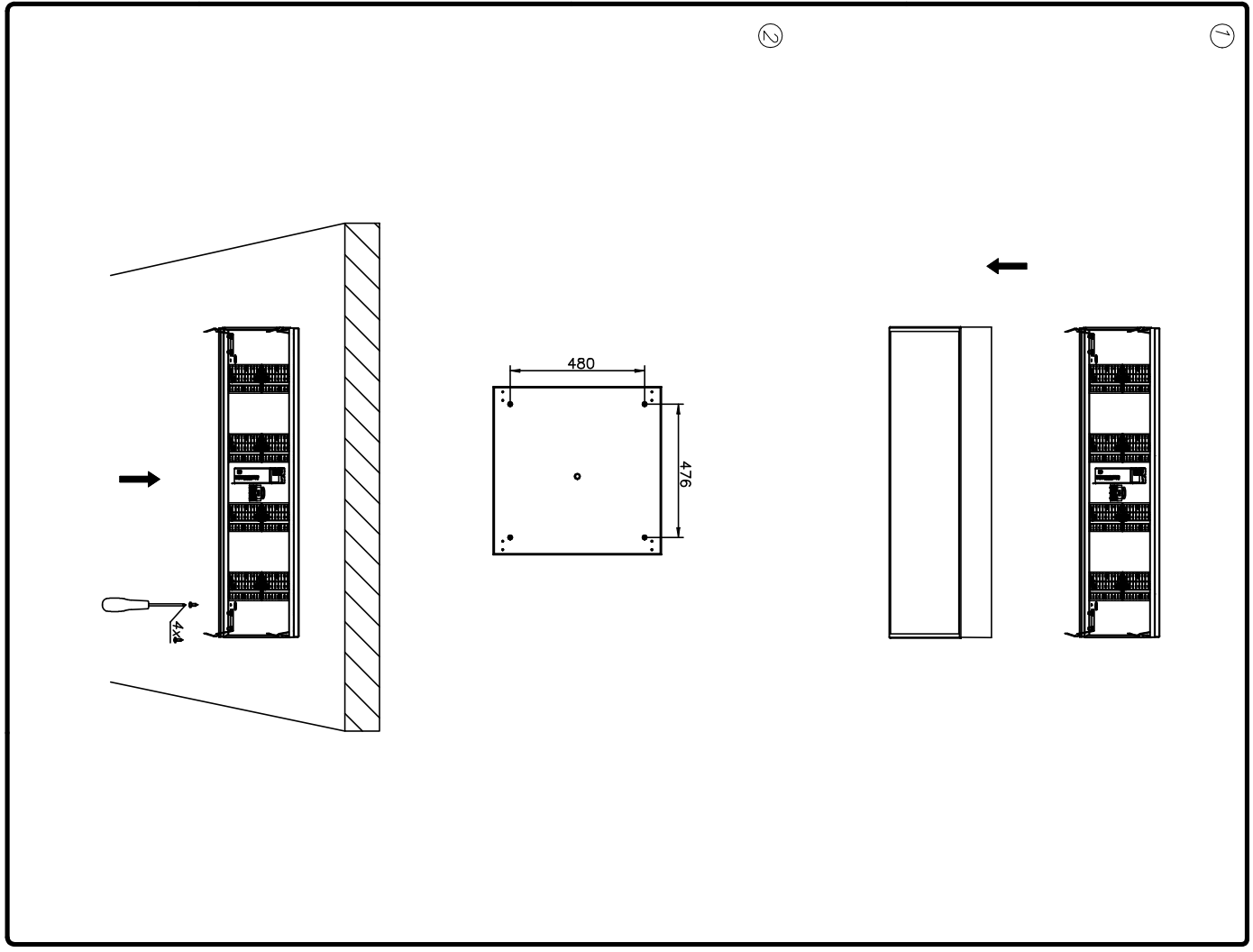

IP20

230 V
50 Hz



⚠

PL – Wyłączyć zasilanie przed wymianą lampy.
UK – Disconnect the unit before changing the lamp.
F – Débrancher l'appareil avant de changer la lampe.
D – Von den Auswcheln der lampe die Leuchte von der Netzspannung trennen.



IMPERIAL sp. z o.o. s.k. o.
ul. Rydygiera 9a, 20-200 Białogard
tel. +48 94 312 78 20 tel./fax. +48 94 312 78 69
email: office@imperial.pl
NIP: 672-000-62-93

imperial®

IMPERIAL sp. z o.o. s.k. o.
ul. Rydygiera 9a, 20-200 Białogard
tel. +48 94 312 78 20 tel./fax. +48 94 312 78 69
email: office@imperial.pl
NIP: 672-000-62-93

imperial®