

# PLAFO 300 LED

## Instrukcja montażu

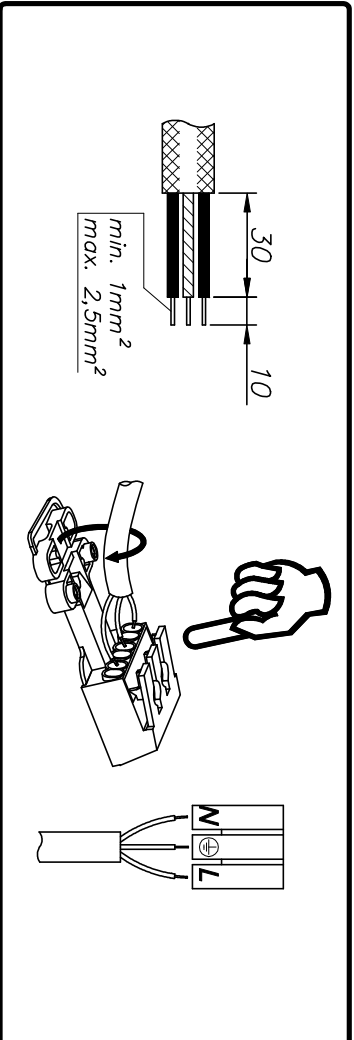
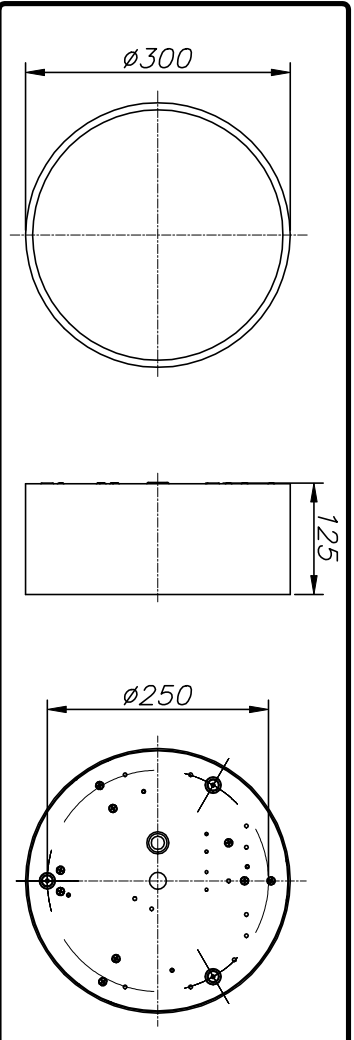
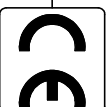
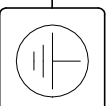
Installation instructions

Instructions de montage

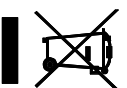
Montageanleitung

IP20

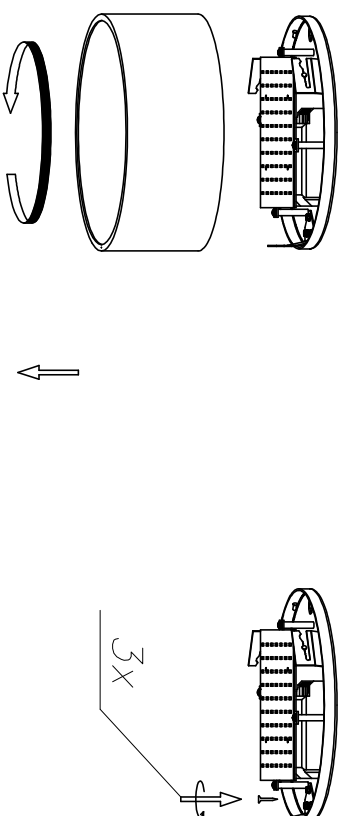
230 V  
50 Hz



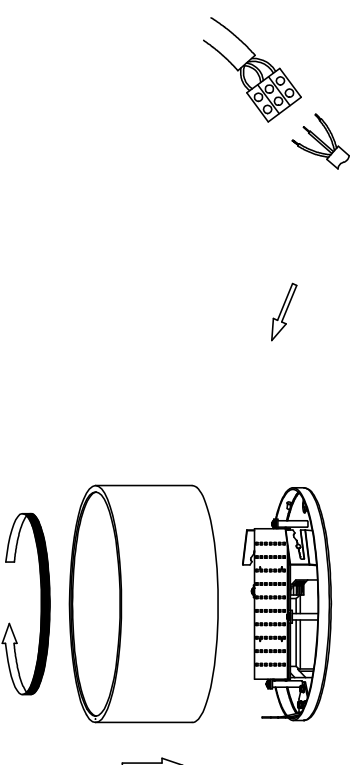
- PL – Rozłączyć zapión przed wymianą lampy.
- UK – Disconnect the unit before changing the lamp.
- F – Débrancher l'appareil avant de changer la lampe.
- D – Von den Auswchsein der Lampe die Leuchte von der Netzspannung trennen.



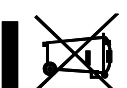
1



2



- PL – Rozłączyć zapión przed wymianą lampy.
- UK – Disconnect the unit before changing the lamp.
- F – Débrancher l'appareil avant de changer la lampe.
- D – Von den Auswchsein der Lampe die Leuchte von der Netzspannung trennen.



IMPERIAL S.K.A.

ul. Kolobrzaska 8E, 78-200 Biłogard  
tel. +48 94 312 78 20, tel./fax. +48 94 312 78 69  
email: office@imperial.pl  
NIP 672-000-62-93

**imperial®**

IMPERIAL S.K.A.

ul. Kolobrzaska 8E, 78-200 Biłogard  
tel. +48 94 312 78 20, tel./fax. +48 94 312 78 69  
email: office@imperial.pl  
NIP 672-000-62-93

**imperial®**