

PLAFO 650 LED PND DN

Instrukcja montażu

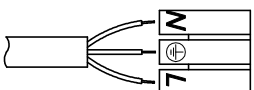
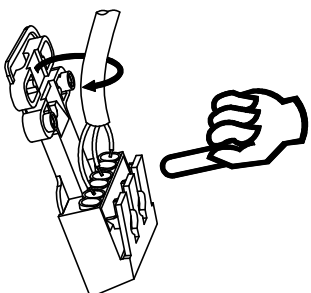
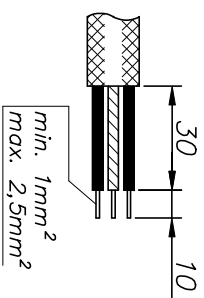
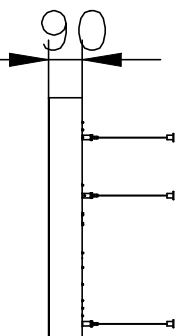
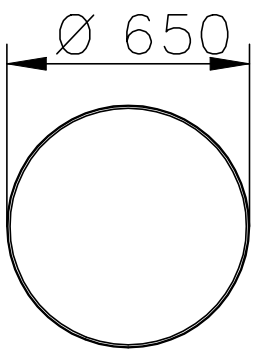

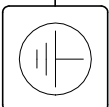
Installation instructions

Instructions de montage

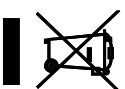
Montageanleitung

IP20

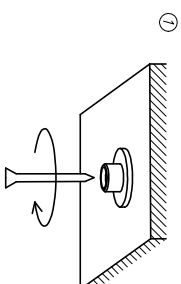
230 V
50 Hz



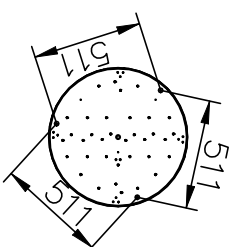
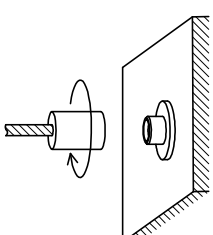
- PL – Wyłączyć zasilanie przed wymianą lampy.
- UK – Disconnect the unit before changing the lamp.
- F – Débrancher l'appareil avant de changer la lampe.
- D – Von den Auswechsellin der Lampe die Leuchte von der Netzspannung trennen.



1



2



3

