

# SPUTNIK LED LINE

## Instrukcja montażu

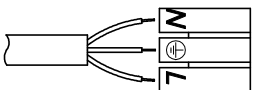
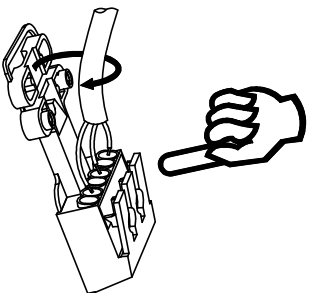
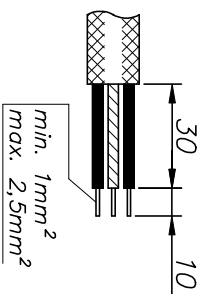
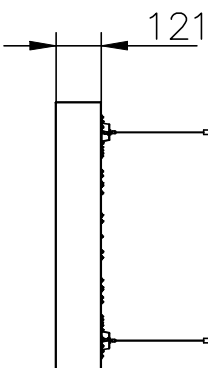

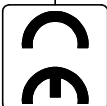
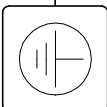
Installation instructions

Instructions de montage

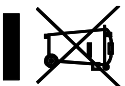
Montageanleitung

IP20

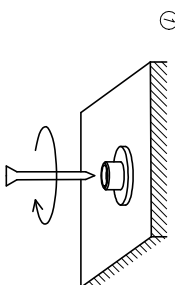
230 V  
50 Hz



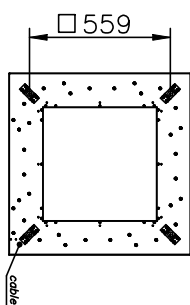
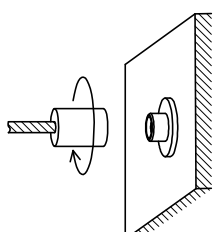
- PL – Wyłączyć zasilanie przed wymianą lampy.
- UK – Disconnect the unit before changing the lamp.
- F – Débrancher l'appareil avant de changer la lampe.
- D – Von den Auswechsellern der Lampe die Leuchte von der Netzspannung trennen.



①



②



③

