

# UNI LED DLM

## Instrukcja montażu

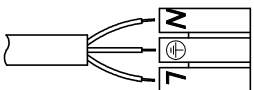
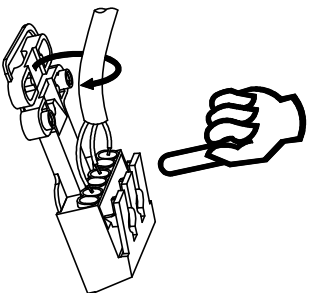
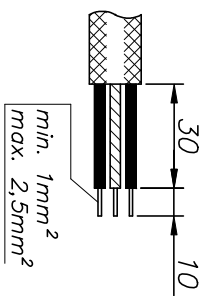
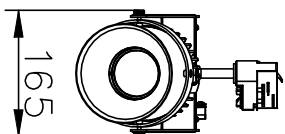
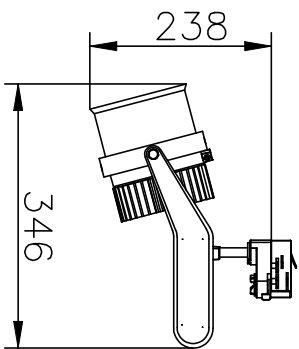
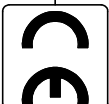
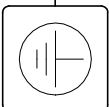
Installation instructions

Instructions de montage

Montageanleitung

IP20

230 V  
50 Hz



- PL – Wyłączyć zasilanie przed wymianą lampy;
- UK – Disconnect the unit before changing the lamp;
- F – Débrancher l'appareil avant de changer la lampe;
- D – Von den Auswechsellin der Lampe die Leuchte von der Netzspannung trennen.

